









DUPLEX FLAT WEBBING SLINGS

FEATURES

- 100% High Tenacity Polyester
- Made of Double thickness of Webbing
- Flat & wide Load bearing surface
- According to EN-1492-1:2000 or ASME B 30.9 & IS:15041
- Safety Factor 7:1 and 5:1
- Low Stretch Factor: Elongation 3-7%
- High strength to weight ratio: Weight 80% less than Equivalent Wire or Chain slings
- Available up to 300 mm width & 12 Ton Capacity
- Colour coded for easy identification
- Maximum working temperature 90° c
- Anti-abrasion sleeves and anti cutting sleeves protection (optional)



			DUPLEX WEBBING SLINGS CAPACITY IN KGS								
			WLL in kg with one webbing sling					WLL in kg with two webbing slings			
			Straight lift	Choke Hitch	Basket Hitch			Straight Inclination		Choke Inclination	
up to 7°	7° - 45°	45° - 60°			7°-45°	45° - 60°	7°-45°	45° - 60°			
ITEM CODE	WIDTH	COLOUR CODE									
MODE FACTOR			M=1.0	M=0.8	M=2	M=1.4	M=1.0	M=1.4	M=1.0	M=1.12	M=0.8
LDP-1000	25	VIOLET	1000	800	2000	1400	1000	1400	1000	1120	800
LDP-2000	50	GREEN	2000	1600	4000	2800	2000	2800	2000	2240	1600
LDP-3000	75	YELLOW	3000	2400	6000	4200	3000	4200	3000	3360	2400
LDP-4000	100	GREY	4000	3200	8000	5600	4000	5600	4000	4480	3200
LDP-5000	125	RED	5000	4000	10000	7000	5000	7000	5000	5600	4000
LDP-6000	150	BROWN	6000	4800	12000	8400	6000	8400	6000	6720	4800
LDP-8000	200	BLUE	8000	6400	16000	11200	8000	11200	8000	8960	6400
LDP-10000	250	ORANGE	10000	8000	20000	14000	10000	14000	10000	11200	8000
LDP-12000	300	ORANGE	12000	9600	24000	16800	12000	16800	12000	13440	9600

