





NXL FLOW INSTRUMENTS



Diesel Generator Fuel Consumption Meter Model DGFCM



Product specification

NXL diesel engine fuel consumption meter is creation from two fuel flow sensor and one fuel calculator, full product is design, developed and tested by NXL, fuel sensor is oval gear flow sensor, its measure and calculate total diesel quantity pass from diesel tank to engine (a) and excess diesel return from engine to diesel tank (b), and after know both diesel quantity its easy to calculate total fuel consumption of diesel generator (c) = (a) - (b), and its our surety that our system accuracy: 0.5 % of real consumption. Fuel calculator measure and calculate both fuel flow sensor fuel qty, fuel passing time and fuel consumption also fuel calculator optionally able to provide RS-485/RS-232 / pulse output against fix use qty for connect with GPS and GPRS modem.

TECHNICAL DATA

Fuel flow sensor:

One for inlet line and second for return line (Oval Gear Flow Sensor)
Flow Sensor Material: Aluminum anodize

Accuracy: (standard installation position) +/-1%RS (or) 0.1 % fsd

Power: 5 vdc to 24 vdc

Fuel flow sensor selection:

DGFCM-006 ---- up to 200 HP

DGFCM-008 ---- 200 HP TO 400 HP

DGFCM-012 ---- 400 HP TO 1000 HP

DGFCM-020 ---- 1000 HP TO 1500 HP

DGFCM-025 ---- 1500 HP TO 2000 HP

Diesel Engines

Fuel calculator:

Display: inline, return line and consume fuel qty in Liters With time.

Calibration: easy to calibrate both connect fuel flow sensor .

Optional:

- Pulsation Dampers Available.
- Fuel consumption meter available with digital output for connect to GPRS or GPS system
- Available with GPS and GPRS system to monitoring vehicle fuel data via computer


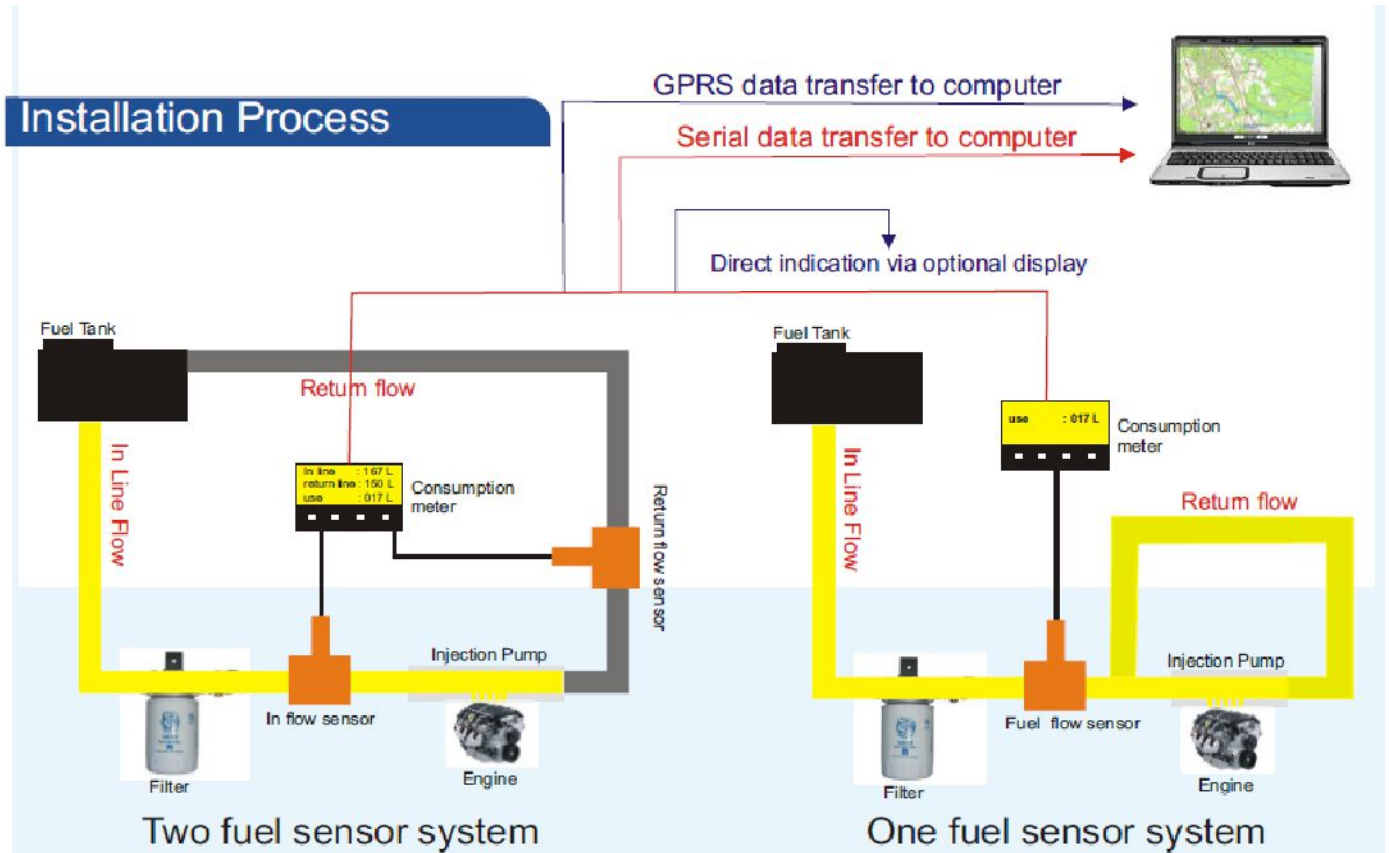
FEATURES

Diesel generator fuel consumption meter available with bellow mention:

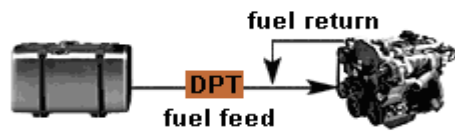
- Indicate total fuel consumption by diesel engine
- Indicate total fuel supply toward engine
- Indicate total fuel return from engine
- indicate total time of fuel consume with fuel supply and return time
- Fuel measurement via positive displacement Base principle
- Suitable with all diesel engine
- On board power supply from engine battery 8vdc to 30 VDC

APPLICATIONS

- Fuel consumption meter for diesel engine, diesel generator, automobile vehicle, mobile BTS tower, marine ship and boat, mines vehicle and equipment.
- It define you an accurate consumption of fuel so difficult to theft fuel from vehicle.



Layout A:

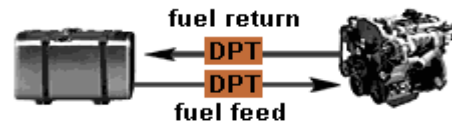
**Advantages**

- High measurement accuracy
- Only one flow sensor is used

Limitations

- Sensitivity to the presence of air in returned fuel
- Warm returned fuel is not fed to fuel tank


Layout B:

**Advantages**

- Layout of the fuel feed system is not changed

Limitations

- Decrease of the measurement accuracy at low fuel consumption
- Higher cost since two flow sensors are used



No 199/1,7th Main,GB Palya, Bommanahalli,Bangalore-560068

Mobile: 9341250460/8217723419, Whats App:9164542404

Email:nxlinstruments@yahoo.com/nxlinstruments@gmail.com WWW.nxlflow.in