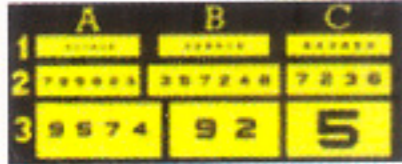


Tests done by KEYSTONE VIEW Vision Screener...

Test#1 VISUAL ACUITY RIGHT EYE



Test#2 VISUAL ACUITY LEFT EYE




Test#3 VISUAL ACUITY BOTH EYES



ACUITY TESTS screen the fineness of visual discrimination at FAR—20 feet/6 m, INTERMEDIATE—26" and 39" and NEAR point—14" It also indicates possibility of existing AMBLYOPIA (loss of vision without any apparent cause) and DIPLOPIA (Double Vision)

Test#4 COLOR PERCEPTION



Tests for severe (red/green) and/or mild (blue/violet) color blindness existence

With colour Perception Test,

■ HORIZONTAL PERIPHERAL VISUAL FIELD



■ VERTICAL PERIPHERAL VISUAL FIELD




Looks for "tunnel vision" – a grossly-restricted peripheral vision field.

Test#5 PHORIA – FAR POINT



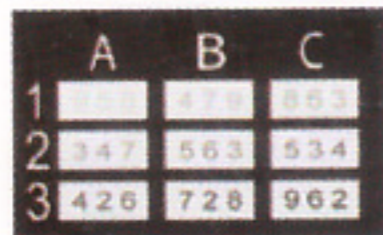
Checks eye muscle balance and coordination needed for efficient binocular (both eyes together) vision

Test#6 FAR-POINT STEREOPSIS



Measures depth perception (in 3D) due solely to the coordinated use of the eyes

Test#7 CONTRAST SENSITIVITY



Evaluates the ability to see details when their luminance level does not vary much from the luminance level of the environment surrounding them

Test#8 GLARE RECOVERY (NIGHT)



Examines the subject's ability to first adapt to decreased illumination and then to recover rapidly from exposure to glare



93769 80611

For more information,
please contact sole distributor in India :

Emerging Diagnostics Private Limited
H-112 Shrinandnagar-III, Vejalpur, Ahmedabad 380051(Guj.)
Ph. 079-26820958 M: 91-8128345673
Email id : viscreeninstruments@gmail.com