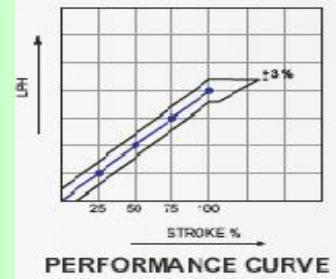



## MP-10



### SELECTION CHART

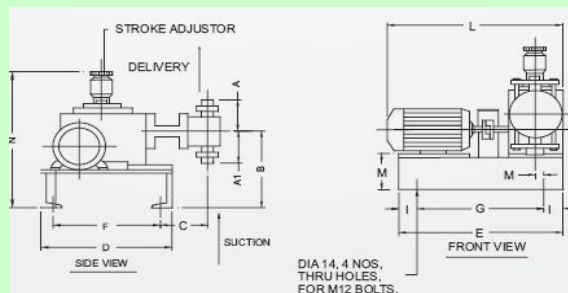
PUMP SPEED - 100 SPM (NOMINAL) GEAR RATIO 15:1 MOTOR 1500 RPM				MODEL	PL. Dia mm	Max. Pr. Kg/cm <sup>2</sup>	PUMP SPEED - 185 SPM (NOMINAL) GEAR RATIO 8:1 MOTOR 1500 RPM			
Cap. LPH	Suc. Del. mmNB/BSP	% Of Max. Pr.	Motor k.w				Cap. LPH	Suc. Del. mmNB/BSP	% Of Max. Pr.	Motor k.w
1.5	15	ALL	0.37	MP - 10	6	80	2.8	8	ALL	0.37
2.8	15				8	80	5	8		
4.2	15				10	80	7.8	8		
6.1	15				12	80	11.3	8		
11	15				16	80	20	15		
17	15				20	60	31	15		
24	15				24	42	45	15		
48	15				32	24	80	15		
68	15				40	15	125	15		
70	15				44	8	152	15		
82	15				48	6	200	15		

### MOC CHART

Sr.No.	Description	MOC	Sr.No.	Description	MOC
1	Plunger	SS304,SS316,SS304L, SS316L	1	Plunger Ring	PTFE
2	Liquid Head	SS304, SS316, alloy20	2	Gland Packing	PTFE
3	Throught Bush	SS304, SS316, alloy20	3	NRV Balls	SS, PTFE, Glass Ceramic
4	Non Return Valves	SS304, SS316, alloy20 PP, PVC, PTFE			

### FEATURES

- Multiple head plunger pumps with common drive for mixing two or more liquid in a desired ratio. The ratio can be easily reset.
- The design & Performance of MM Series Pumps conforms to API675.



### DIMENSIONS IN MM

A	B	C	D	E	F	G	I
75	160	100	210	350	160	250	50
L	N						
410	360						

WEIGHT (App) : 45 KG.

PACKING SIZE : 18 x 16 x 16 Inches

