Application



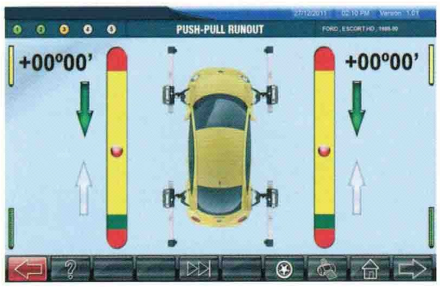

Push - Pull Runout compensation

12" - 24" Light weight wheel bracket

Compact arm

Automatic tracking of Left and Right turns for Caster / Kingpin measurements

Electronic on-line arms leveling

Two Color Bar display for adjustment of all angles

For Aligning Buses, Trucks & Other HCVs

Model : HCV 8000

Fully loaded Premium Aligner with 6 CCD cameras & 6 Inclinometers, LED Monitor, mobile cabinet with PC & printer and space for accommodating tools.

Supplied with special HCV software along with Accessories suitable for Buses & Trucks. Capable of aligning passenger cars also.

Buses **Trucks** **Others**

Multi Axle Configuration

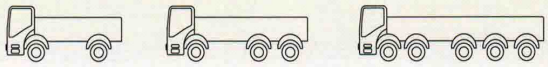

MASKO TECH ENGINEERS

Computerised CCD Wheel Aligner

MODEL: M tec Premium Plus (8X6) PPT

- Four compact measuring heads
- 8 CMOS Cameras and 6 Inclinometers
- Camber / Caster / Toe / Kingpin
- Front & Rear Setback / Thrust Angle / Track width difference
- Spoiler Program for all 4 wheels
- Wheel Rim size 12" - 24"
- Excess Toe warning
- Push Pull Runout Compensation
- Four Point Runout Compensation in single rotation
- Data Manager Software
- Export option for reports (PDF format)
- Multiple User Log-in
- TFT Monitor

MODEL: M tec Premium (6X6)

- Four compact measuring heads
- 6 CMOS Cameras and 6 Inclinometers
- Camber / Caster / Toe / Kingpin
- Front Setback / Thrust Angle
- Spoiler Program for all 4 wheels
- Wheel Rim size 12" - 24"
- Excess Toe warning
- Four Point Runout Compensation in single rotation
- Data Manager Software
- TFT Monitor

Salient Features & Technical Specifications

STANDARD FEATURES

- Field programmable 15 RF Channels
- Sensor arms with unique design to work independently either in RF or Cable
- Simultaneous Front and Rear wheel alignment (4x4)
- Setback / Thrust angle compensation
- Unlimited memory for vehicle specifications
- Option for selection of vehicle specification during alignment
- Power failure data protection
- Animated pictorial display of angles during alignment
- Two Color Bar display for adjustment of all angles
- Automatic tracking of Left & Right turns for Caster/Kingpin measurements
- Electronic on-line arms leveling & Spoiler program (for low body vehicles)
- Adjustment of Camber in wheel Jacked-up position & Toe curve
- Quick Wheel Alignment program by user defined
- Customer Address in printout & customer data edit option provided before taking printout
- 3-D Pictorial & Two color text printout
- Lift level compensation
- Multi-lingual program & Voice prompt

OPTIONAL FEATURES

- Measurement of Lock angle & Toe Out on Turns using Electronic Rotary Plate
- Cable option-while battery in low / Auto battery charging during operation

Measurement parameters	Range	Accuracy
Camber (Front / Rear)	± 10° 00'	± 00° 02'
Caster	± 20° 00'	± 00° 05'
Kingpin Inclination	± 20° 00'	± 00° 05'
Toe (Front / Rear)	± 05° 00'	± 00° 02'
Total Toe	± 10° 00'	± 00° 04'
Setback (Front)	± 05° 00'	± 00° 02'
Thrust angle	± 05° 00'	± 00° 02'
Runout (Front / Rear)	± 10° 00'	± 00° 02'
Included angle	± 30° 00'	± 00° 05'
Setback (Rear) #	± 05° 00'	± 00° 02'
Track width difference #	± 02° 00'	± 00° 04'
Lock angle *(Optional)*	± 60° 00'	± 00° 20'
Toe Out on Turns *(Optional)*	± 60° 00'	± 00° 20'
Power supply	230V AC, 50Hz.	
Power	300W	
Sensor arm Battery	6V, 7AH	
Operating temperature	0° - 50°C	
Battery backup time	> 12 hours	

 # Feature not available in (6x6) models.

Standard Accessories

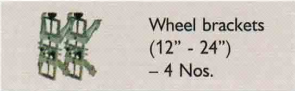
Wheel brackets (12" - 24") – 4 Nos.

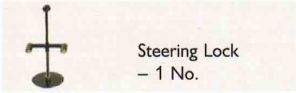
Steering Lock – 1 No.

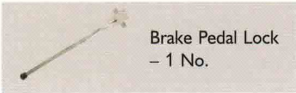
Brake Pedal Lock – 1 No.


PC with LED Monitor, Keyboard & Mouse

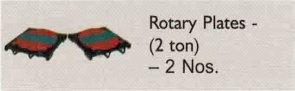
Rotary Plates - (2 ton) – 2 Nos.

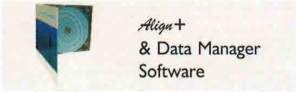
Aligu+ & Data Manager Software

Optional Accessories

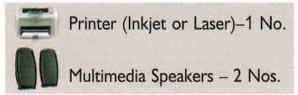
Printer (Inkjet or Laser)–1 No.
Multimedia Speakers – 2 Nos.

Long Rear wheel sliders – 2 Nos.
(1440 (L) x 600 (W) x 50 (H))


Sensor arm cable – 4 Nos.

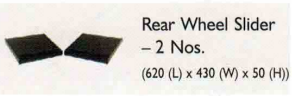
Rear Wheel Slider – 2 Nos.
(620 (L) x 430 (W) x 50 (H))

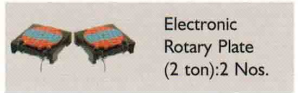
Electronic Rotary Plate (2 ton):2 Nos.

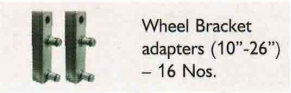
Wheel Bracket adapters (10"-26") – 16 Nos.

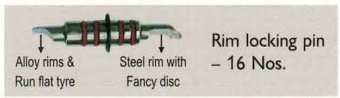

Rim locking pin – 16 Nos.

Graphical Printout

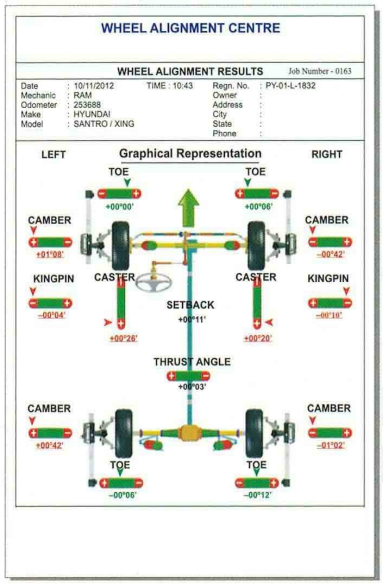

WHEEL ALIGNMENT CENTRE

WHEEL ALIGNMENT RESULTS — Job Number - 0163

Date	: 10/11/2012	TIME : 10:43	Regn. No. : PY-01-L-1832
Mechanic	: RAM		Owner :
Odometer	: 253688		Address :
Make	: HYUNDAI		City :
Model	: SANTRO / XING		State :
			Phone :

Text Printout

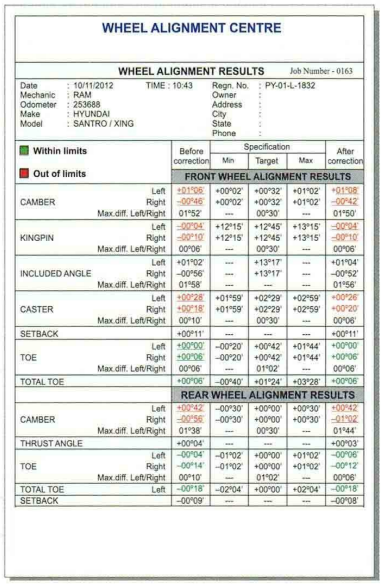

WHEEL ALIGNMENT CENTRE

WHEEL ALIGNMENT RESULTS — Job Number - 0163

Date	: 10/11/2012	TIME : 10:43	Regn. No. : PY-01-L-1832
Mechanic	: RAM		Owner :
Odometer	: 253688		Address :
Make	: HYUNDAI		City :
Model	: SANTRO / XING		State :
			Phone :

Within limits / Out of limits

		Before correction	Specification Min	Target	Max	After correction
FRONT WHEEL ALIGNMENT RESULTS						
CAMBER	Left	+01°08'	+00°02'	+00°32'	+01°02'	+01°08'
	Right	-00°46'	+00°02'	+00°32'	+01°02'	-00°42'
	Max.diff. Left/Right	01°52'	---	00°30'	---	01°50'
KINGPIN	Left	-00°04'	+12°15'	+12°45'	+13°15'	-00°04'
	Right	-00°10'	+12°15'	+12°45'	+13°15'	-00°10'
	Max.diff. Left/Right	00°06'	---	00°30'	---	00°06'
INCLUDED ANGLE	Left	+01°02'	---	+13°17'	---	+01°04'
	Right	-00°56'	---	+13°17'	---	-00°52'
	Max.diff. Left/Right	01°58'	---	---	---	01°56'
CASTER	Left	+00°28'	+01°59'	+02°29'	+02°59'	+00°26'
	Right	+00°18'	+01°59'	+02°29'	+02°59'	+00°20'
	Max.diff. Left/Right	00°10'	---	00°30'	---	00°06'
SETBACK		+00°11'	---	---	---	+00°11'
TOE	Left	+00°00'	-00°20'	+00°42'	+01°44'	+00°00'
	Right	+00°06'	-00°20'	+00°42'	+01°44'	+00°06'
	Max.diff. Left/Right	00°06'	---	01°02'	---	00°06'
TOTAL TOE		+00°06'	-00°40'	+01°24'	+03°28'	+00°06'
REAR WHEEL ALIGNMENT RESULTS						
CAMBER	Left	+00°42'	-00°30'	+00°00'	+00°30'	+00°42'
	Right	-00°56'	-00°30'	+00°00'	+00°30'	-01°02'
	Max.diff. Left/Right	01°38'	---	00°30'	---	01°44'
THRUST ANGLE		+00°04'	---	---	---	+00°03'
TOE	Left	-00°04'	-01°02'	+00°00'	+01°02'	-00°06'
	Right	-00°14'	-01°02'	+00°00'	+01°02'	-00°12'
	Max.diff. Left/Right	00°10'	---	01°02'	---	00°06'
TOTAL TOE	Left	-00°18'	-02°04'	+00°00'	+02°04'	-00°18'
SETBACK		-00°09'	---	---	---	-00°08'

Pre-Alignment Inspection Report

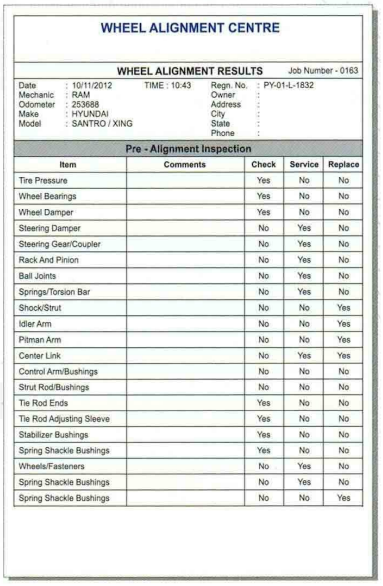

WHEEL ALIGNMENT CENTRE

WHEEL ALIGNMENT RESULTS — Job Number - 0163

Date	: 10/11/2012	TIME : 10:43	Regn. No. : PY-01-L-1832
Mechanic	: RAM		Owner :
Odometer	: 253688		Address :
Make	: HYUNDAI		City :
Model	: SANTRO / XING		State :
			Phone :

Pre - Alignment Inspection

Item	Comments	Check	Service	Replace
Tire Pressure		Yes	No	No
Wheel Bearings		Yes	No	No
Wheel Damper		Yes	No	No
Steering Damper		No	Yes	No
Steering Gear/Coupler		No	Yes	No
Rack And Pinion		No	Yes	No
Ball Joints		No	Yes	No
Springs/Torsion Bar		No	Yes	No
Shock/Strut		No	No	Yes
Idler Arm		No	No	Yes
Pitman Arm		No	No	Yes
Center Link		No	Yes	Yes
Control Arm/Bushings		No	No	No
Strut Rod/Bushings		No	No	No
Tie Rod Ends		Yes	No	No
Tie Rod Adjusting Sleeve		Yes	No	No
Stabilizer Bushings		Yes	No	No
Spring Shackle Bushings		Yes	No	No
Wheels/Fasteners		No	Yes	No
Spring Shackle Bushings		No	Yes	No
Spring Shackle Bushings		No	No	Yes