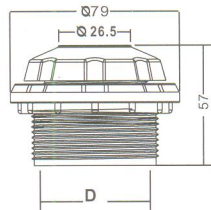
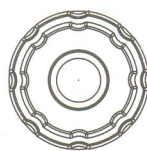




EYE BALL JET

Model Code Colour Material Flowrate (L/min)

EM3302 88092612 White ABS 69



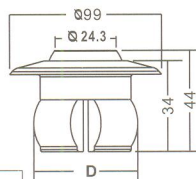
D	
1½" Metric	Ø50
1½" Imperial	Ø48



EYE BALL STANDARD JET

Model Code Colour Material Flowrate (L/min)

EM3301 88092512 White ABS 69



D	
1½" Imperial	Ø44.5
2" Imperial	Ø55.5
1½" Metric	Ø47

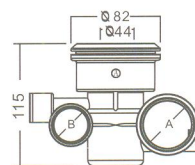
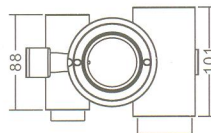


AIR WATER TEE BODY

Model Code Colour Material Flowrate (L/min)

EM0031 88100212 White ABS & PVC 76

	A	B	1½" Imperial	A	B
1½" Metric	Ø50	Ø32	1½" Imperial	Ø48	Ø33



Φ10MM BARB AIR & Φ20MM BARB WATER, ELL BODY

Model Code Colour Material Flowrate (L/min)

EM0021 88100112 White PVC 53

